


Features

- Small size 7x5mm
- Voltage-controlled
- High accuracy

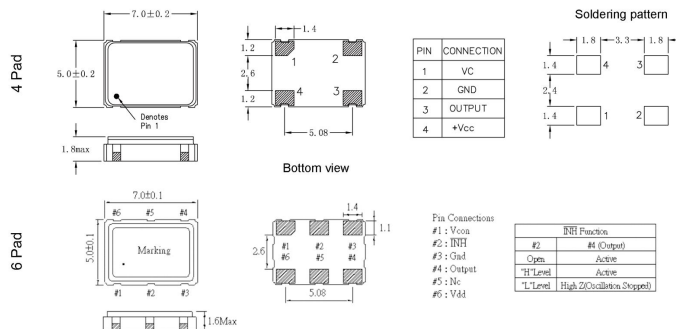


AVCQO7050

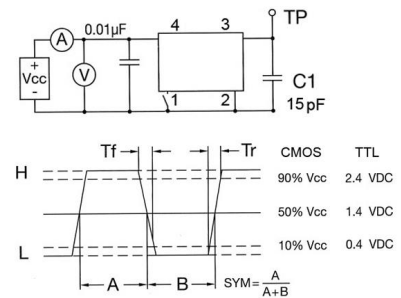
Specification

Type	AVCQO7050	
Frequency Range	1,0MHz ~ 54,0 MHz	Supply Current
Frequency Tolerance at 25°C±5°C	standard ±50ppm; available ±25 ~ ±100ppm	1,0MHz ~ 54,0MHz = 15mA
Power Supply (Vdd)	4 Pad: +1,8V ~ 5,0V D.C., 6 Pad: +3,3V	
Operating Temperature Range	-20°C ~ +70°C ~ -40°C ~ +125°C	Operating Temperature Range (ppm)
Output Load	15pF max. CMOS	-20°C ~ +70°C standard ±30 available ±10 ~ ±50
Output Symmetry	40/60% (45/55% optional)	-40°C ~ +85°C standard ±50 available ±10 ~ ±50
Output Voltage	90% of Vddmin. / 10% of Vdd max.	
Rise/Fall Time	8ns max.	Control Voltage Range
Start Up Time	10ms max.	0,9V±0,9V; 1,4V±1,0V; 1,65V±1,35V; 2,5V±2,0V (4 Pad)
Aging	±3ppm/year max	+1,65V±1,35V (6 Pad)
Storage Temperature	-55°C - +125°C	
RoHS	compliant	Frequency Adjustment Range
Contents Of Reel	1000 pcs	±50ppm min., ±100ppm min.

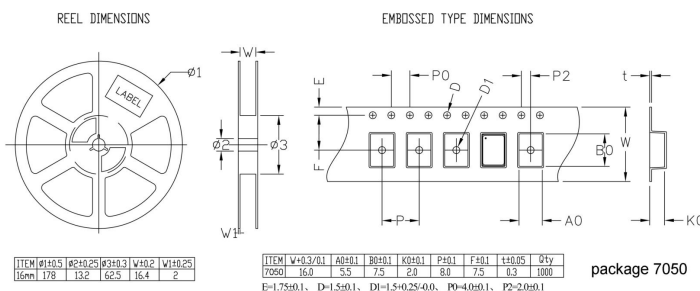
Drawing (mm)



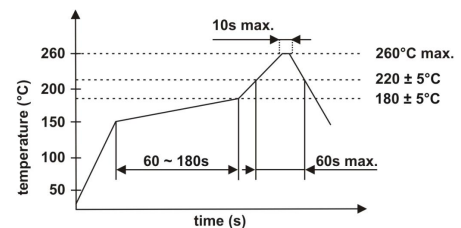
Test Circuit/Waveform



Tape dimension (mm)



Soldering profile



Order code

O	- 10.000000M - AVCQO 7050/4	- 50	- 5.0	- A	- T	/ TR
Part	Frequency	Type	Tolerance	Voltage	Temperature	Tristate Packaging
O=Oscillator	M=MHz	AVCQO=Quartz oscillator AVCQO 7050=SMD 7x5 /4 = 4 Pad /6 = 6 Pad	±ppm	5.0=5.0Volt 3.3=3.3Volt 2.8=2.8Volt 1.8=1.8Volt	A= 0°C ~ +70°C B= -10°C ~ +60°C C= -10°C ~ +70°C D= -20°C ~ +70°C E= -40°C ~ +85°C F= -40°C ~ +100°C G= -40°C ~ +125°C	(only for 6 Pad) TR = tape + reeled