


Features HC Series

- SMD
- High reliability
- Application: Bluetooth, wireless LAN
- Ultra-thin and small leadless type

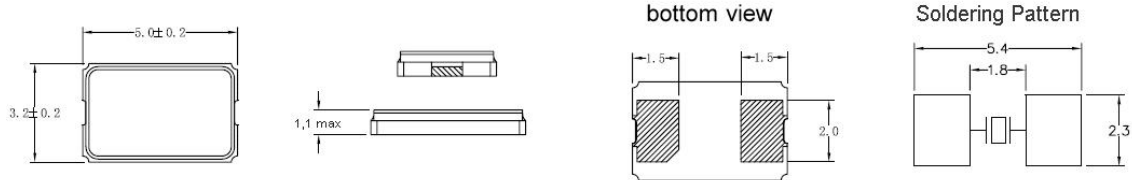


HC5032/2

Specification

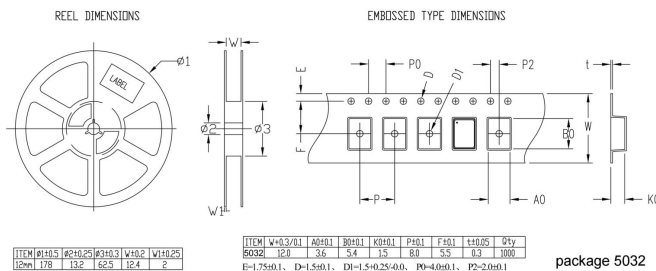
Type	HC5032/2	ESR max.
Frequency Range fundamental	7,600MHz ~ 54,000 MHz (AT cut)	7,6MHz ~ 11,9MHz = 100 Ohm
Frequency Range over tone	40,000MHz ~ 156,000MHz (AT cut)	12,0MHz ~ 13,9MHz = 60 Ohm
Frequency Tolerance at 25°C±5°C	standard ±30ppm; available ±10 ~ ±50ppm	14,0MHz ~ 19,9MHz = 50 Ohm
Temperature Range	0°C ~ +70°C, or order code	20.0MHz ~ 54,0 MHz = 40 Ohm
Load Capacitance CL	standard 12pF; available 8pF ~ 32pF,SR	40,0MHz ~ 59,0MHz = 70 Ohm (3.O.T.)
Shunt Capacitance C0	5pF max.	60,0MHz ~ 156,0MHz = 60 Ohm (3.O.T.)
Aging	±3ppm/year max.	
Storage Temperature	-55°C - +125°C	Temp. Tolerance at 25°C± 5°C (ppm)
Drive Level	200μW max.	-20°C ~ +70°C standard ±30 available ±10 ~ ±50
RoHS	compliant	-40°C ~ +85°C standard ±50 available ±20 ~ ±50
Contents Of Reel	1000 pcs	-40°C ~+125°C available ±70 ~ ±100

Drawing (mm)



Tape dimension (mm)

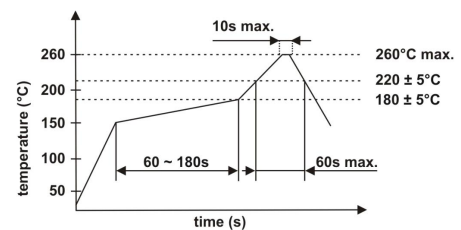
Soldering profile



ITEM	Ø1	Ø2	Ø3	W	W1	P
12mm	17.8	13.2	6.25	12.4	2	

ITEM	W	P0	P2	t	W	W1	A0	K0
80321	12.0	3.6	5.4	1.5	8.0	5.5	0.3	1000

package 5032



Order code

Q	- 20.00000M	- HC5032/2	- F	- 30	- 30	- D	- 12	- TR
Part	Frequency	Package	Mode of oscillation	Frequency tolerance	Temperature tolerance	Temperature range	Load capacitance	Option
Q=Quartz	M=MHz	HC5032/2	F=fund. 3=3.OT	±ppm (25°C)	±ppm (Temp. range)	A= 0°C ~ +70°C B= -10°C ~ +60°C C= -10°C ~ +70°C D= -20°C ~ +70°C E= -40°C ~ +85°C F= -40°C ~ +105°C G= -40°C ~ +125°C	pF SR=series	TR=Tape and reel X=Special options
		/2 = 2 pads						