


Features THT-Metal

- Tight tolerance and stability
- Wide frequency range
- Low ESR

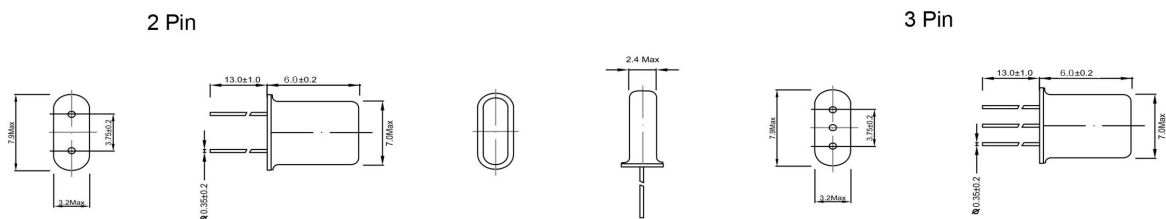


UM5

Specification

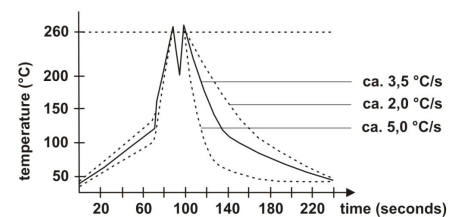
Type	UM5	ESR max.
Frequency Range fundamental	8,000MHz ~ 50,000MHz (AT cut)	8,0MHz ~ 9,9MHz = 80 Ohm
Frequency Range over tone	40,000MHz ~ 200,000MHz (AT cut)	10,0MHz ~ 50,0MHz = 50 Ohm
Frequency Tolerance at 25°C±5°C	standard ±30ppm; available ±5 ~ ±50ppm	30,0MHz ~ 120,0MHz = 40 Ohm (3.O.T.)
Temperature Range	0°C ~ +70°C, or order code	75,0MHz ~ 200,0 MHz = 100 Ohm (5.O.T.)
Load Capacitance CL	standard 20pF; available 5pF ~ 50pF or SR	
Shunt Capacitance C0	7pF max.	
Aging	±5ppm/year max	
Storage Temperature	-40°C - +85°C	Temp. Tolerance at 25°C±5°C (ppm)
Drive Level	1000µW max.	-20°C ~ +70°C standard ±30 available ±10 ~ ±50
RoHS	compliant	-40°C ~ +85°C standard ±50 available ±10 ~ ±50
Contents Of Bag	100 pcs	

Drawing (mm)



Tape dimensions (mm)

Soldering profile



Order code

Q	- 20.000000M	- UM5	- F	- 30	- 30	- D	- 20	- 3P
Part	Frequency	Package	Mode of oscillation	Frequency tolerance	Temperature tolerance	Temperature range	Load capacitance	Option
Q=Quartz	M=MHz	UM5	F=fund. 3=3.OT 5=5.OT	±ppm (25°C)	±ppm (Temp. range)	A= 0°C ~ +70°C B= -10°C ~ +60°C C= -10°C ~ +70°C D= -20°C ~ +70°C E= -40°C ~ +85°C	pF SR=series	3P=3Pin version MJ=Metal jacket TR=Taped and reeled I=Isolation washers X=Special options